



J THOMAS & COMPANY PRIVATE LIMITED

KOLKATA MARKET SYNOPSIS - SALE 22 (2026 - 27)

CTC	
Market Report	
· Good demand	
· Improved varieties appreciating in line with quality.	
· Remainder irregularly easier.	
Buying Analysis	
· Hindustan Unilever : Active	TCPL: Fair Support
· Western India: Operated	
·	
Orthodox	
Market Report	
· Good demand	
· Nominal quantity of well made Whole Leaf and Broken irregular around last. Remainder Whole Leaf and Broken sold irregularly lower following quality.	
· Cleaner Secondaries and Fannings followed a similar trend.	
Buying Analysis	
· Middle East : Active	
· CIS: Operated	
·	

DUST	
Market Report	
· Good demand	
· All sorts irregularly easier following quality.	
·	
Buying Analysis	
· Hindustan Unilever : Active	
· Western India : Good Support	
· Other Packeteers: Operated	
Darjeeling	
Market Report	
· Fair demand	
· Greenish well made sorts maintaining quality sold between Rs 650-850/-, with a few select lines going up with competition. Remainder tended easier and witnessed outlots. Broken and Fannings also met with resistance.	
· Exporters: Selective Local and other Internal: Mainstay Major Blenders: Did not operate	

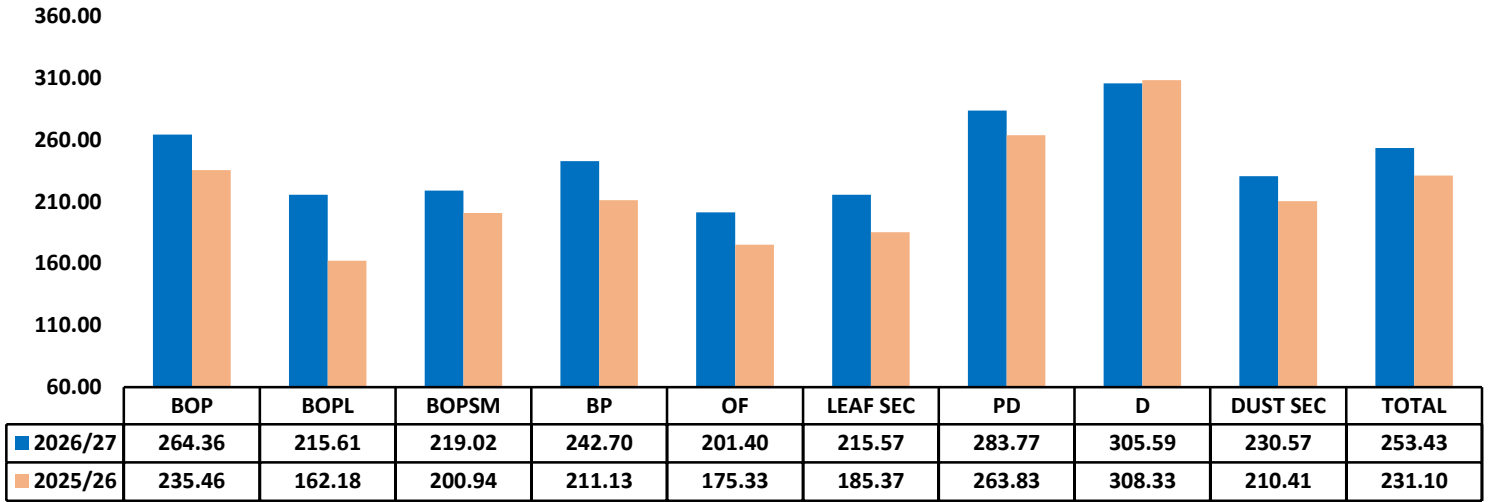
AUCTION AVERAGES

	2026/27			2025/26			UP TO SALE 22		
	SALE 22	SALE 21	+/-	SALE 22	SALE 21	+/-	2026/27	2025/26	2024/25
CTC LEAF	236.85	248.31	-11.45	217.50	217.31	0.19	241.54	214.19	228.33
DUST	260.73	273.17	-12.45	271.03	263.52	7.51	276.50	265.65	227.89
TOTAL	244.71	256.69	-11.99	235.93	235.18	0.76	253.43	231.10	228.19
ORTHODOX	314.86	328.01	-13.15	309.28	304.84	4.45	330.61	315.26	291.17
DARJEELING	623.12	663.14	-40.03	527.64	592.53	-64.89	763.03	693.45	512.72
ALL TEAS	271.35	284.33	-12.98	265.09	264.94	0.15	285.22	267.16	256.55

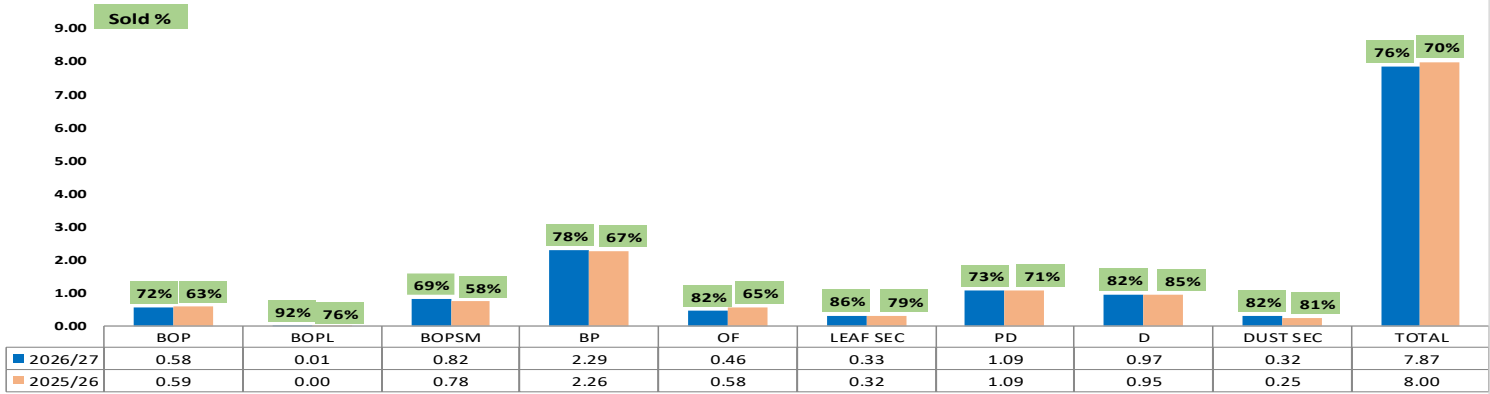
KOLKATA AUCTION AVERAGES

SALE		18	19	20	21	22	23
CTC LEAF	2026/27	278.16	263.51	262.76	248.31	236.85	
	2025/26	233.48	234.49	210.88	217.31	217.50	228.20
DUST	2026/27	298.94	291.98	288.10	273.17	260.73	
	2025/26	261.70	274.43	279.07	263.52	271.03	273.42
TOTAL	2026/27	287.65	275.30	271.74	256.69	244.71	
	2025/26	243.90	248.29	232.58	235.18	235.93	243.85
ORTHODOX	2026/27	348.45	349.74	352.55	328.01	314.86	
	2025/26	321.42	325.55	323.40	304.84	309.28	322.16
DARJEELING	2026/27	1,046.40	813.42	761.49	663.14	623.12	
	2025/26	842.65	861.45	807.21	592.53	527.64	473.42

Kolkata Gradewise Averages CTC Leaf / Dust Upto Sale 22



Kolkata Gradewise Sold Quantity (M. Kgs) CTC Leaf / Dust Upto Sale 22



KOLKATA GRADEWISE ORTHODOX AVARAGES UPTO SALE 22

GRADE	2026 - 27		2025 - 26		GRADE	2026 - 27		2025 - 26	
	QTY.	AVG	QTY.	AVG		QTY.	AVG	QTY.	AVG
TGFOP1	167842.0	450.74	228271.5	430.37	GFBOP	218068.7	338.86	345582.6	323.24
TGFOP	392190.7	424.60	502140.3	396.63	GBOP	386587.7	326.88	505750.3	292.84
GFOP	254337.5	383.13	280778.8	377.71	BPS	249704.4	395.53	194149.4	381.03
FOP	202944.6	295.98	321118.5	303.36	GBOP1/FBOP1	387939.7	224.96	481443.7	215.45
FBOP	708969.5	367.39	697162.5	337.61	BOPF/GOF/FOF	277003.8	209.60	327578.5	189.45

OFFER / SOLD QUANTITY & AVERAGE PRICE CTC / DUST												
	THIS SALE				LAST SALE				TO DATE			
	OFFERED	SOLD	AVG.	OUT %	OFFERED	SOLD	AVG.	OUT %	OFFERED	SOLD	AVG.	OUT %
BROKENS	10,98,891	7,82,277	237.74	29%	12,13,778	8,83,771	250.75	27%	51,25,087	38,28,524	241.52	25%
FANNINGS	2,78,309	1,92,669	245.10	31%	3,81,663	2,71,759	250.21	29%	13,79,406	10,38,085	249.81	25%
LEAF SEC.	1,22,313	99,054	213.83	19%	1,14,430	98,353	221.12	14%	3,82,822	3,28,697	215.57	14%
LEAF TOTAL	14,99,512.3	10,74,000.6	236.85	28%	17,09,871.4	12,53,882.8	248.31	27%	68,87,314.4	51,95,306.5	241.54	25%
DUST	6,32,047	4,30,544	269.53	32%	7,46,854	5,53,499	279.49	26%	30,42,447	23,60,357	282.66	22%
DUST SEC.	1,10,770	95,778	221.14	14%	1,02,621	84,383	231.76	18%	3,87,934	3,16,608	230.57	18%
DUST TOTAL	7,42,817.1	5,26,321.5	260.73	29%	8,49,475.2	6,37,881.5	273.17	25%	34,30,381.0	26,76,965.8	276.50	22%
TOTAL	22,42,329.4	16,00,322.1	244.71	29%	25,59,346.6	18,91,764.3	256.69	26%	1,03,17,695.4	78,72,272.3	253.43	24%

OFFER / SOLD QUANTITY & AVERAGE PRICE ORTHODOX												
WHOLE LEAF	3,73,192	3,17,495	341.08	15%	4,53,043	3,62,040	360.01	20%	20,33,132	17,45,729	364.96	14%
BROKENS	3,92,137	3,39,317	352.37	13%	4,90,165	4,31,641	352.18	12%	20,45,250	18,71,997	354.29	8%
FANNINGS	78,040	67,567	190.26	13%	78,508	70,427	205.87	10%	3,51,257	3,10,581	203.64	12%
SECONDARY	1,36,747	1,17,299	207.17	14%	1,41,874	1,22,623	218.60	14%	6,42,585	5,54,841	213.73	14%
ORTH. TOTAL	9,80,116.9	8,41,678.1	314.86	14%	11,63,588.5	9,86,731.1	328.01	15%	50,72,224.2	44,83,148.4	330.61	12%

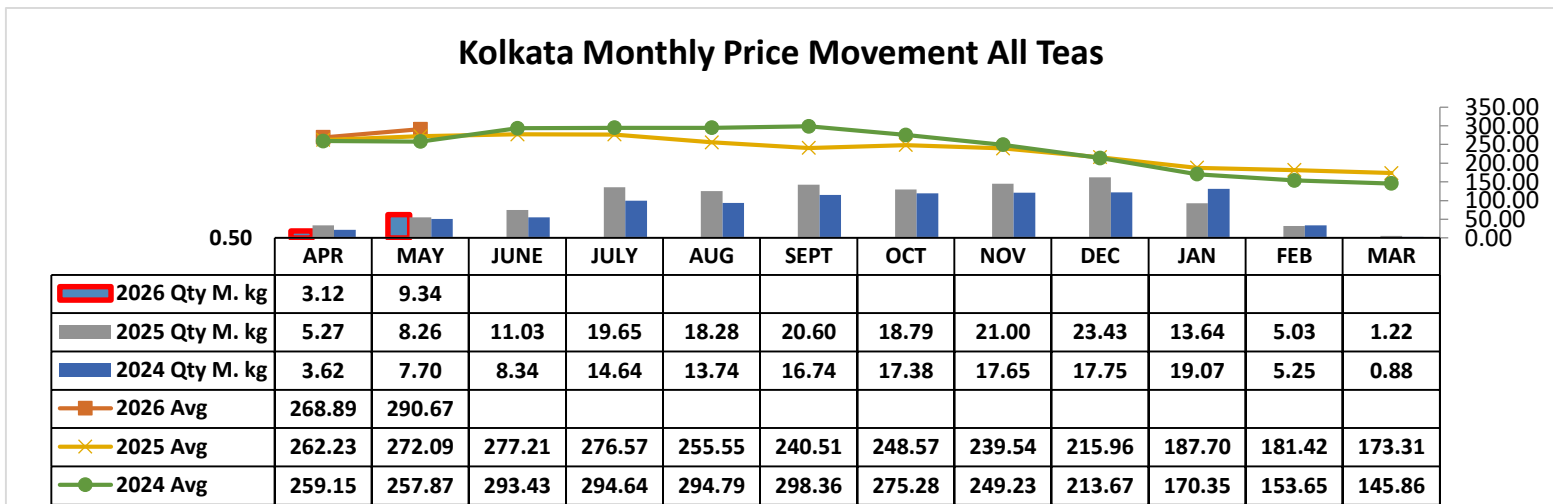
OFFER / SOLD QUANTITY & AVERAGE PRICE DARJEELING												
WHOLE LEAF	22,541	11,717	711.31	48%	24,187	15,757	809.83	35%	1,00,256	63,298	956.38	37%
BROKENS	7,180	2,909	476.50	59%	6,488	3,373	443.56	48%	28,591	16,285	483.45	43%
FANNINGS	7,034	2,482	378.69	65%	9,321	5,135	357.28	45%	33,199	18,449	346.39	44%
DARJ. TOTAL	36,754.8	17,108.7	623.12	53%	39,996.6	24,265.5	663.14	39%	1,62,045.9	98,031.5	763.03	40%

OFFER / SOLD QUANTITY & AVERAGE PRICE												
CTC	THIS SALE				LAST SALE				TO DATE			
	OFFERED	SOLD	AVG.	OUT %	OFFERED	SOLD	AVG.	OUT %	OFFERED	SOLD	AVG.	OUT %
2026-27	1499512.3	1074000.6	236.85	28%	1709871.4	1253882.8	248.31	27%	6887314.4	5195306.5	241.54	25%
2025-26	1218614.1	771844.4	217.50	37%	1416840.2	879409.5	217.31	38%	8124603.1	5371655.9	214.19	34%
DUST	OFFERED	SOLD	AVG.	OUT %	OFFERED	SOLD	AVG.	OUT %	OFFERED	SOLD	AVG.	OUT %
2026-27	742817.1	526321.5	260.73	29%	849475.2	637881.5	273.17	25%	3430381.0	2676965.8	276.50	22%
2025-26	504896.4	405350.8	271.03	20%	719905.7	554225.4	263.52	23%	3329171.6	2627312.4	265.65	21%
ORTHODOX	OFFERED	SOLD	AVG.	OUT %	OFFERED	SOLD	AVG.	OUT %	OFFERED	SOLD	AVG.	OUT %
2026-27	980116.9	841678.1	314.86	14%	1163588.5	986731.1	328.01	15%	5072224.2	4483148.4	330.61	12%
2025-26	793152.7	692639.3	309.28	13%	966010.7	835315.7	304.84	14%	5793208.8	5267473.4	315.26	9%
DARJEELING	OFFERED	SOLD	AVG.	OUT %	OFFERED	SOLD	AVG.	OUT %	OFFERED	SOLD	AVG.	OUT %
2026-27	36754.8	17108.7	623.12	53%	39996.6	24265.5	663.14	39%	162045.9	98031.5	763.03	40%
2025-26	28183.0	14163.5	527.64	50%	46513.2	28521.4	592.53	39%	131665.1	82533.6	693.45	37%
TOTAL	OFFERED	SOLD	AVG.	OUT %	OFFERED	SOLD	AVG.	OUT %	OFFERED	SOLD	AVG.	OUT %
2026-27	3259201.2	2459108.9	271.35	25%	3762931.7	2902760.9	284.33	23%	15551965.4	12453452.1	285.22	20%
2025-26	2544846.2	1883998.0	265.09	26%	3149269.7	2297471.9	264.94	27%	17378648.6	13348975.3	267.16	23%

PRICE RANGE	CTC LEAF					DUST				
% OF TEAS SOLD	2026/27		UP TO SALE 22			2026/27		UP TO SALE 22		
	SALE 22	SALE 21	2026/27	2025/26	2024/25	SALE 22	SALE 21	2026/27	2025/26	2024/25
	BELOW 160	21.25	10.95	20.56	33.95	27.82	8.04	4.23	8.26	16.48
BETWEEN 160.00-179.99	5.07	6.80	5.88	5.14	8.43	2.39	2.63	2.07	4.59	9.26
BETWEEN 180.00-199.99	4.63	4.70	4.74	4.80	6.46	2.81	3.97	2.52	3.25	4.74
BETWEEN 200.00-219.99	10.61	9.22	7.61	5.38	6.59	7.34	7.12	4.78	4.55	6.20
BETWEEN 220.00-239.99	8.07	9.00	6.96	6.34	6.18	13.96	7.36	6.61	3.51	7.21
BETWEEN 240.00-259.99	8.77	9.45	6.79	11.56	7.44	6.61	6.13	4.51	6.52	8.79
BETWEEN 260.00-279.99	6.66	10.82	8.23	9.36	6.33	12.73	10.59	7.98	7.22	7.79
ABOVE 280	34.96	39.06	39.22	23.48	30.76	46.12	57.98	63.27	53.88	30.91

PRICE RANGE	ORTHODOX					PRICE RANGE	DARJEELING		
% OF TEAS SOLD	2026/27		UP TO SALE 22			% OF TEAS SOLD	2026/27		UP TO SALE 22
	SALE 22	SALE 21	2026/27	2025/26	2024/25		SALE 22	SALE 21	2026/27
	BELOW 200	12.59	8.84	10.28	9.07		14.95	BELOW 300.00	7.24
BETWEEN 200.00-219.99	5.50	4.42	3.95	6.48	3.41	BETWEEN 301.00-400.99	6.02	6.08	8.99
BETWEEN 220.00-239.99	6.67	6.06	4.88	4.58	4.29	BETWEEN 401.00-500.99	12.36	14.80	12.62
BETWEEN 240.00-259.99	5.22	5.77	4.87	4.95	4.45	BETWEEN 501.00-600.99	15.83	10.03	10.40
BETWEEN 260.00-279.99	7.94	5.64	5.04	6.69	6.66	BETWEEN 601.00-700.99	10.24	2.54	6.64
ABOVE 280	62.09	69.26	70.99	68.23	66.24	ABOVE 701.00	48.32	52.30	52.35

FUTURE FRESH OFFERING (IN PACKAGES)															
SALE NO	THIS YEAR-2026 - 27					LAST YEAR-2025 - 26					DIFFERENCE				
	CTC LEAF	ORTH.	DARJ.	DUST	TOTAL	CTC LEAF	ORTH.	DARJ.	DUST	TOTAL	CTC LEAF	ORTH.	DARJ.	DUST	TOTAL
23	43878	53654	3601	19004	120137	30614	42010	2290	12716	87630	13264	11644	1311	6288	32507
24	49990	57451	3423	20498	131362	36514	51614	2691	17035	107854	13476	5837	732	3463	23508
TOTAL	93868	111105	7024	39502	251499	67128	93624	4981	29751	195484	26740	17481	2043	9751	56015



CTTA BUYING (ALL TEAS) FOR THE SALE 22

CTTA BUYING (ALL TEAS) FOR THE SALE 22											
	CTC LEAF			DUST				TOTAL			
	SALE 22										
OFFER	14,99,512.3		Kgs	OFFER	7,42,817.1		Kgs	OFFER	22,42,329.4		Kgs
SOLD	10,74,000.6		Kgs	SOLD	5,26,321.5		Kgs	SOLD	16,00,322.1		Kgs
SOLD %	72%			SOLD %	71%			SOLD %	71%		
ZONES	KGS.	AVG.	%		Kgs	AVG	%		Kgs	AVG	%
W.India	3,01,048.1	270.58	28%	HUL	2,48,099.0	278.94	47%	HUL	4,26,628.9	267.20	27%
Local	2,01,355.2	195.86	19%	W.India	98,179.5	253.83	19%	W.India	3,99,227.6	266.46	25%
HUL	1,78,529.9	250.90	17%	Others	91,854.0	271.57	17%	Others	2,21,687.9	261.34	14%
Others	1,29,833.9	254.11	12%	N.India	34,127.5	210.29	6%	Local	2,14,532.7	195.55	13%
WI.Pack	91,850.6	269.88	9%	Exports	16,081.5	214.30	3%	N.India	1,21,496.6	182.42	8%
N.India	87,369.1	171.54	8%	S.India	15,904.5	207.77	3%	WI.Pack	96,115.6	263.87	6%
Exports	39,233.1	189.97	4%	Local	13,177.5	190.81	3%	Exports	55,314.6	197.05	3%
TCPL	31,329.5	162.03	3%	WI.Pack	4,265.0	134.51	1%	TCPL	31,904.5	162.67	2%
S.India	13,451.2	252.38	1%	NI.Pack	4,058.0	253.12	1%	S.India	29,355.7	228.21	2%
				TCPL	575.0	197.33	0%	NI.Pack	4,058.0	253.12	0%
Grand Total	10,74,000.6	236.85	100%	TOTAL	5,26,321.5	260.73	100%	TOTAL	16,00,322.1	244.71	100%

	ORTHODOX			DARJEELING			
	SALE 22						
OFFER	9,80,116.9		Kgs	OFFER	36,754.8		Kgs
SOLD	8,41,678.1		Kgs	SOLD	17,108.7		Kgs
SOLD %	86%			SOLD %	47%		
ZONE	Kgs	AVG	%		Kgs	AVG	%
Middle East	2,35,871.8	330.34	28%	Local	9,573.2	639.92	56%
Domestic	1,51,400.1	286.79	18%	Others	4,203.1	595.38	25%
Others	1,06,996.7	303.24	13%	Exports	1,667.8	475.99	10%
Local	1,04,664.1	314.09	12%	Domestic	1,096.6	886.66	6%
Other Exports	82,351.1	346.32	10%	W.India	380.2	326.26	2%
W.India	52,094.6	331.98	6%	Other Exports	187.8	755.99	1%
N.India	42,197.4	317.67	5%				
CIS	35,751.6	347.79	4%				
Exports	25,250.0	185.94	3%				
TCPL	3,685.4	435.83	0%				
Packeteers	1,415.3	283.43	0%				
TOTAL	8,41,678.1	314.86	100%	TOTAL	17,108.7	623.12	100%

ASSAM CTC BATTING ORDER (GTAC+CTTA) Sale 14 to 22

MARK	2026-27		2025-26	
	KGS	AVG	KGS	AVG
DECKIAJULI	39489	490.42	34627	444.56
HOOKHMOL	19718	443.09	27799	454.16
HALMARI	61696	432.83	83161	398.75
GATOONGA	8463	431.25	15289	445.78
SOTAI	5126	428.03	2613	442.44
HATIMARA	26353	421.14	38389	383.57
DEOHALL	52104	381.82	78662	316.97
GELAKEY	24710	380.92	27062	374.76
KAMARBUND	13098	375.29	14415	369.96
JAMIRAH	9504	371.87	15378	340.98
DOOMNI	66366	367.77	38577	367.89
GHILLIDARY	19743	367.05	10408	343.59
HIRAJULI	13986	361.87	25666	394.07
BANAMALIE	21838	360.24	14444	391.96
DOOMUR DULLUNG	59358	360.10	29789	364.96
SILONIBARI	17693	359.14	31197	361.17
HAJUA	30674	358.22	64661	334.62
BORSAPORI	28510	357.39	56678	348.13
BIJLEEJAN	77014	355.97	59574	360.10
SALKATHONI	13281	355.90	57846	385.51
LOHPOHIA	7297	354.37	6787	380.80
KHARIKATIA	50192	352.71	37800	364.14
BORBAM	63486	346.62	40705	333.81
KOPATI	73260	344.71	58086	323.32
BORSILLAH	27141	343.79	31638	385.14

** Above 2000 Kgs.*

DOOARS CTC BATTING ORDER (STAC+CTTA) Sale 14 to 22

MARK	2026-27		2025-26	
	KGS	AVG	KGS	AVG
GHATIA ROYAL	91846	371.36	25960	321.35
BINAGURI	211251	359.68	141322	345.69
HOPE	83820	353.25	61397	306.09
KARTICK	75171	347.40	49351	363.32
JITI	169907	343.31	117229	304.29
ARYAMAN	23739	337.27	11671	328.47
RYDAK	122473	331.88	99321	323.31
BHATKAWA	47415	328.67	34134	319.52
DANGUAJHAR	144455	324.76	122422	282.44
GULMA	161832	322.21	118260	338.74
MAINAKROYAALE	10603	322.08	15592	306.91
RHEABARI	73629	320.64	77681	295.82
BARADIGHI	89418	319.31	92617	332.40
DALGAON	161225	319.30	135176	308.27
MORAGHAT	149970	318.76	110103	305.17
GRASSMOREROYAL	49511	316.96	0	0.00
ZURRANTEE	67380	315.22	41934	316.23
PALASHBARI(ROYAL)	38036	312.19	29586	269.62
NEPUCHAPUR	91327	312.14	87596	317.52
PAHARGOOMIAH	100691	311.77	103068	319.00
CHULSA	13375	311.17	8814	326.72
DIANA (RAMBARI)	38326	310.62	40677	294.72
MATRI GOLD	69298	310.15	66876	265.74
KARALAVALLEYROYAL	41998	309.08	29552	300.15
MECHPARA	68610	307.14	35255	305.78

** Above 2000 Kgs.*

ASSAM ORTHODOX BATTING ORDER (GTAC+CTTA) Sale 14 to 22

MARK	2026-27		2025-26	
	KGS	AVG	KGS	AVG
MOKALBARI EAST	16686	415.33	81250	361.01
GREENTWIGS	7649	412.64	1372	358.66
DEJOO	52010	410.80	43561	399.00
HARMUTTY	55552	391.36	46246	371.37
DIKOM	72603	390.75	89966	359.08
SINGLIJAN	41051	383.46	23946	348.29
DHELAKHAT	46775	382.61	79483	349.99
MADHUTING	85188	381.69	104483	354.95
SESSA 'B'	56052	379.42	47468	355.41
RAIDANG 'D'	75565	378.64	90050	351.39
SEAJULI	43695	373.34	39487	335.72
BORPATRA	66864	372.75	77423	362.36
HATTIALLI	54327	370.86	97007	342.69
NONAIPARA	85499	370.75	48805	322.76
MOHUNBAREE	20255	369.49	15945	346.94
BEESAKOPIE	126053	368.86	94414	326.95
KOOMSONG	100562	366.68	185656	333.12
BOKAKHAT	36923	364.66	17600	369.64
MUTTUCK	54035	363.59	47086	343.72
SAMDANG	174061	362.35	158008	312.26
GINGIA	47520	361.63	19319	321.47
METHONI	53929	361.09	17600	356.74
OHAT	2057	360.89	0	0.00
NOKHROY	67679	357.48	125273	328.54
KOILAMARI	177799	357.37	178933	332.15

* Above 2000 Kgs.

DARJEELING BATTING ORDER Sale 14 to 22

MARK	2026-27		2025-26	
	KGS	AVG	KGS	AVG
CASTLETON	2715	1426.35	5283	898.39
SUNGMA	1269	1322.14	1106	995.41
BARNESBEG (ORGANIC)	1614	1229.51	1198	988.14
THURBO	7012	1108.09	7874	817.94
GIELLE	5495	1074.52	2258	1399.27
BALASUN	382	1041.55	601	1162.73
MARGARET'S HOPE	7073	1013.63	9979	754.97
BADAMTAM (ORGANIC)	2626	993.29	3389	758.54
TEESTA VALLEY	8123	941.16	3343	1328.07
NAMRING(UPPER)	3461	916.49	1785	658.54
MIM	1596	890.99	2244	876.20
GIDDAPAHAR	76	881.00	0	0.00
NAMRING	3021	833.42	1412	482.56
PUTTABONG	1830	815.84	695	878.47
SINGBULLI (ORGANIC)	439	748.49	101	341.00
GOPALDHARA	2850	740.89	744	1332.64
GLENBURN	10789	672.22	8067	653.07
SELIMBONG	96	651.00	1175	561.32
SEYOK	1057	640.61	0	0.00
ROHINI	3280	620.22	3894	556.90
ORANGE VALLEY	1252	613.75	974	634.93
NORTH TUKVAR	61	601.00	654	503.93
SAMABEONG	540	533.92	353	512.60
SINGELL	656	533.35	656	518.51
PHUGURI	414	507.82	0	0.00

Follow us on:

